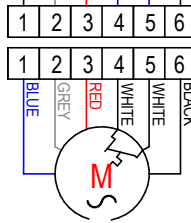
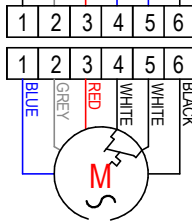
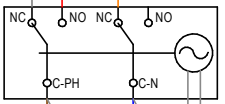
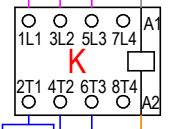


TB-1 TB-2 TB-3 TB-4 TB-5 TB-6 TB-7 TB-8 TB-9 TB-10 TB

MO L1 L2 L3 N1 N2 N3



TO BE FIXED ON A "GROUNDING CLAMP"

LIGHTNING LAMP

DASHBOARD "L" FASTON

DASHBOARD "L" FASTON

Right/Inferior radial motor

Left/Superior radial motor

added a SERRATED WASHER

LEGEND:

BD = Door button

BS = Speed button

C = Capacitor

EL = Oven light

HA = Acoustic signal

HL1 = Thermostat signal lamp

HL2 = Humidity signal lamp

HS = Humidity selector

L = Phase

M = Motor

MC = Cooling motor

MO = Main terminal block

N = Neutral

PN1 = Core probe

PR = Cam programmer

S1 = Solenoid valve

ST = Safety thermostat

TH = Thermostat

TI = Timer

K = Contactor