

Schema Elettrico

F.1 Schema Elettrico**F.2 Ricambi**

Quadro di potenza

Quadro di comando

codice

CT-5105-GM

modello

CICLOTERMICO

alimentazione

GAS-GASOLIO

strumentazione

ELETTROMECCANICA

specifiche

CON TEMPORIZZATORI "ELIWELL"
CON ASPIRATORE MONOFASE

tensione di esercizio

230-400 Vac

tensione ausiliaria

24 Vac

frequenza

50-60 Hz

CE

revisione

R-0

data di creazione

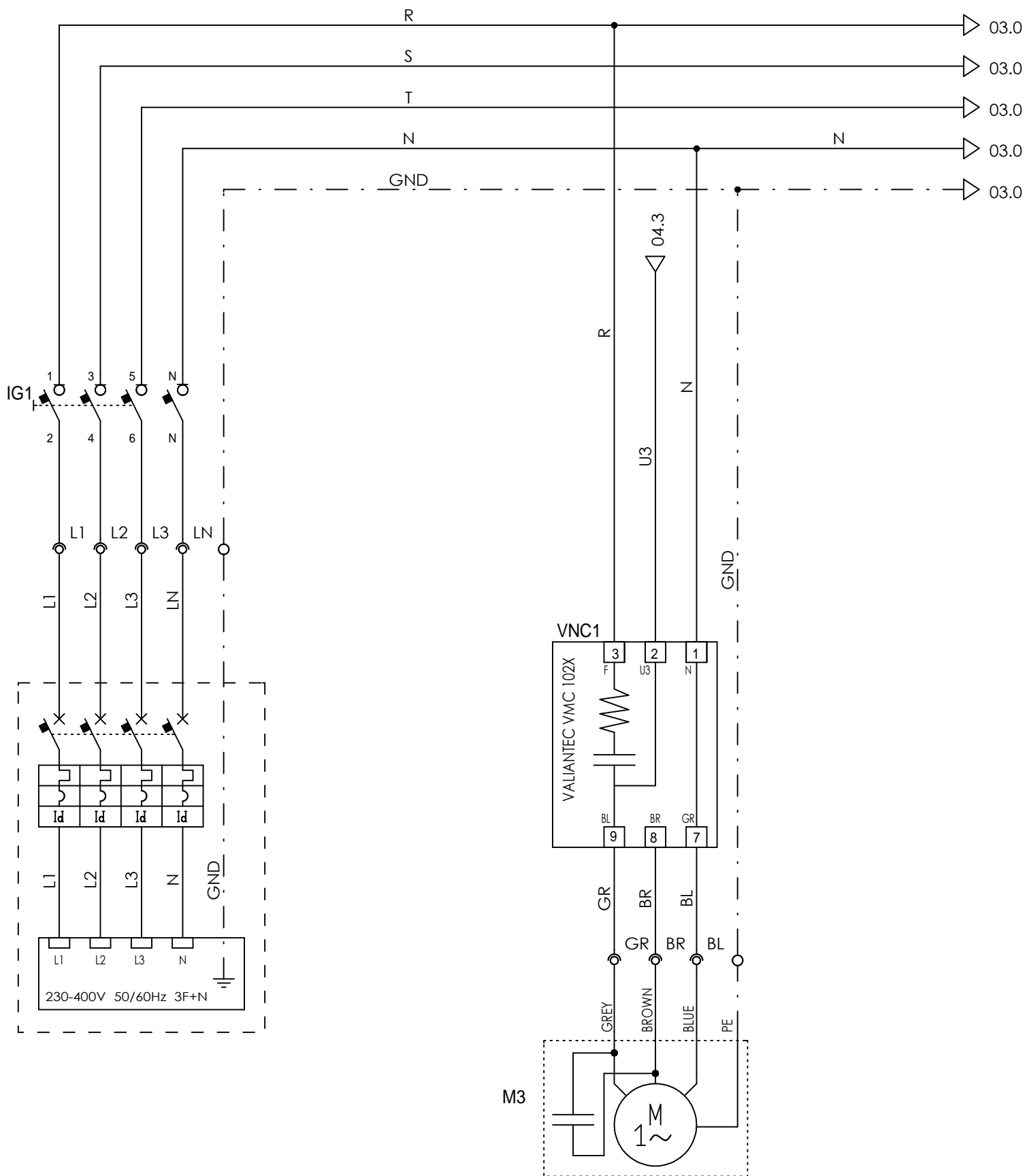
01/01/2012

data di revisione

01/09/2014

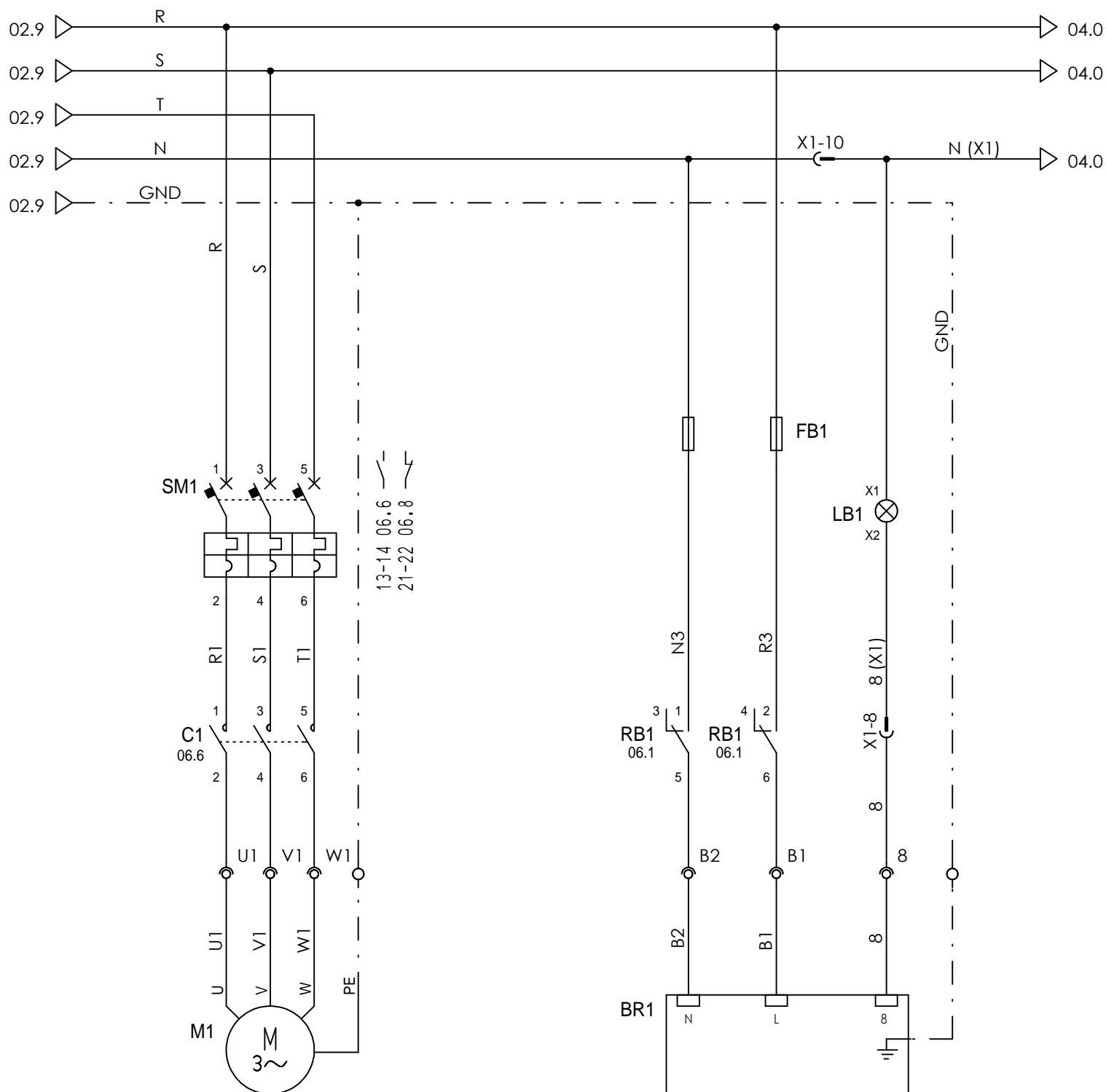
disegnatore

DF



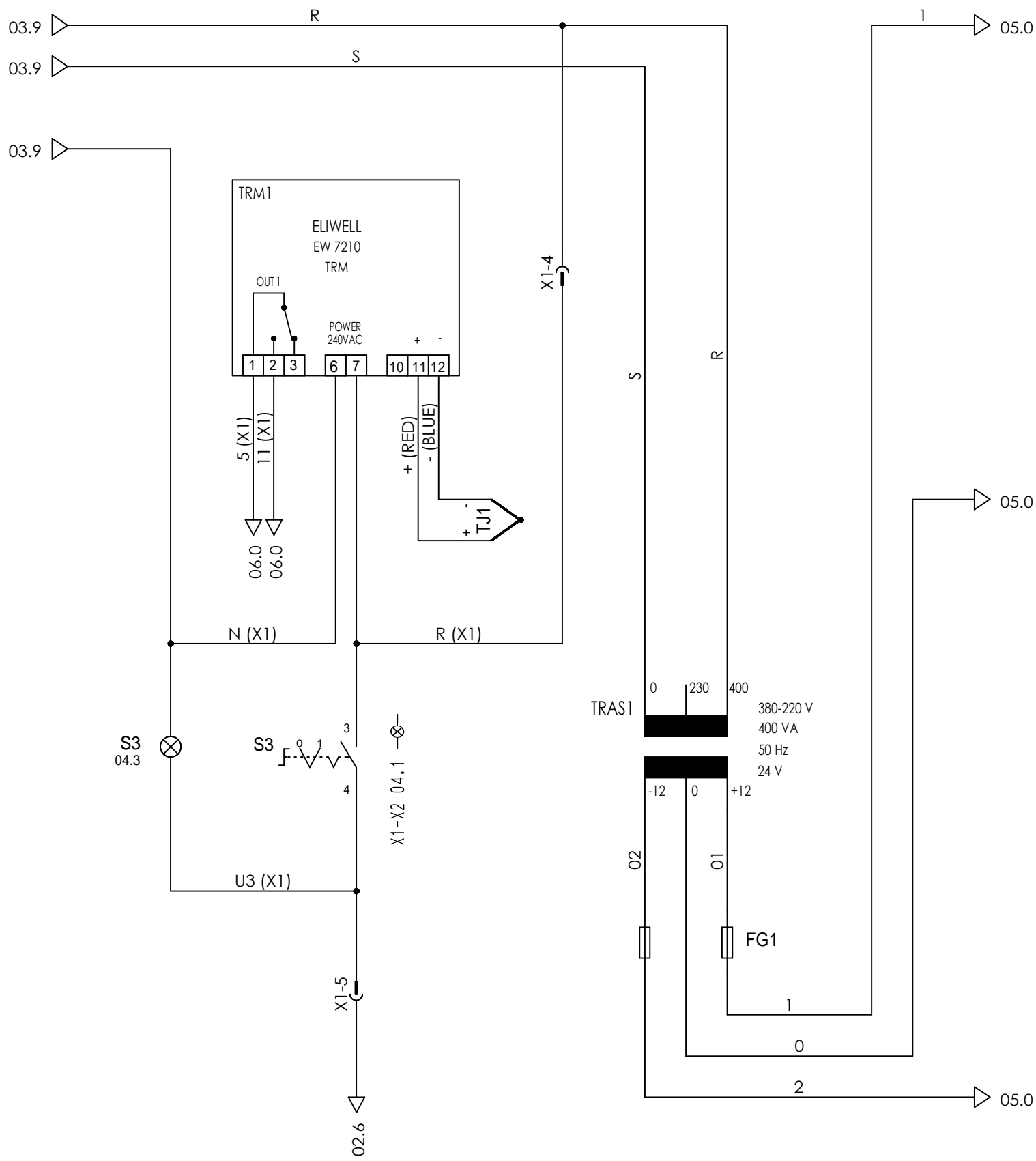
LINEA DI ALIMENTAZIONE

ASPIRATORE VAPORE



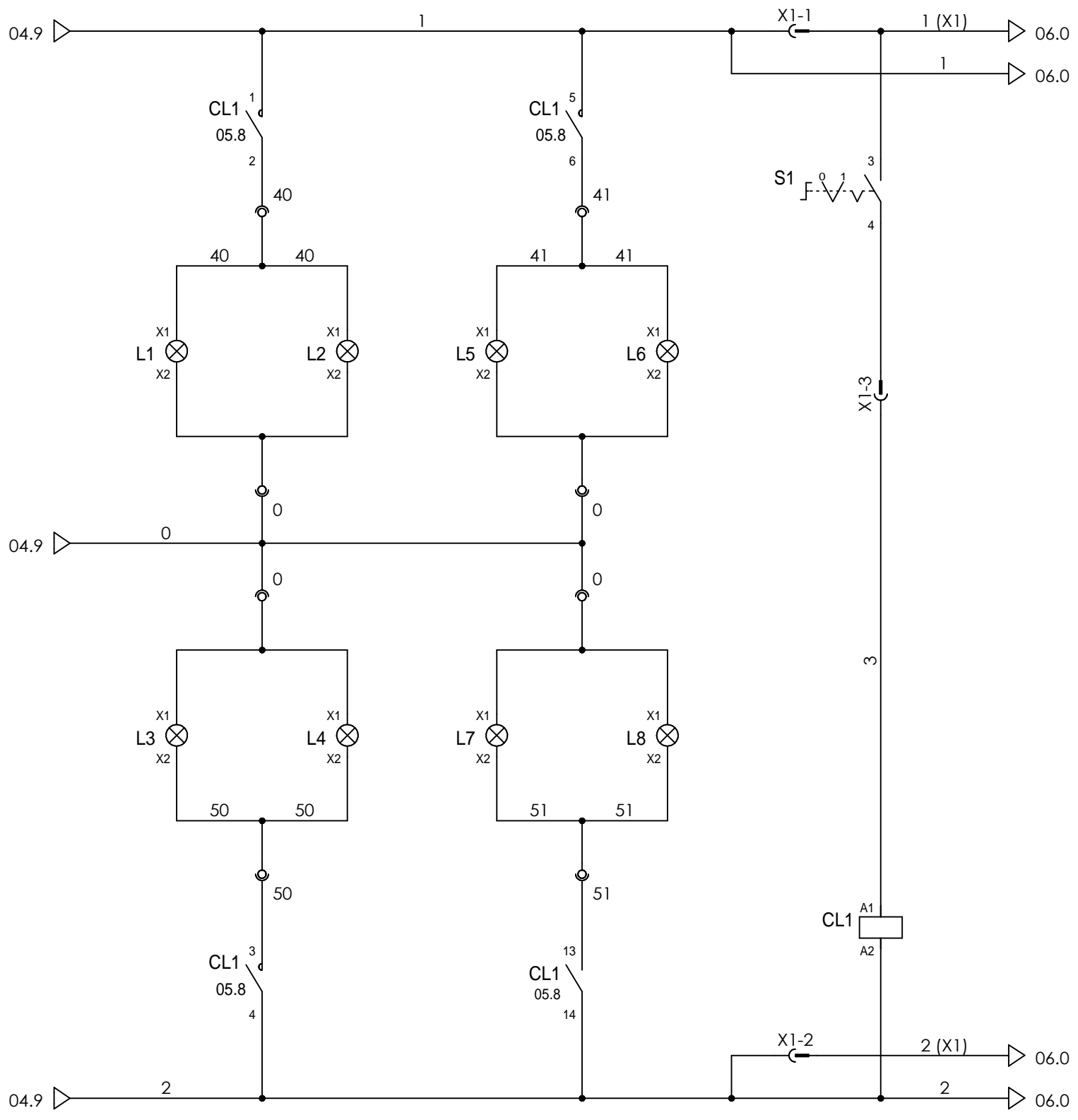
MOTORE VENTILATORE

BRUCIATORE



TERMOREGOLATORE

TRASFORMATORE

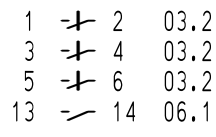
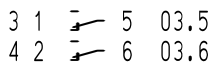
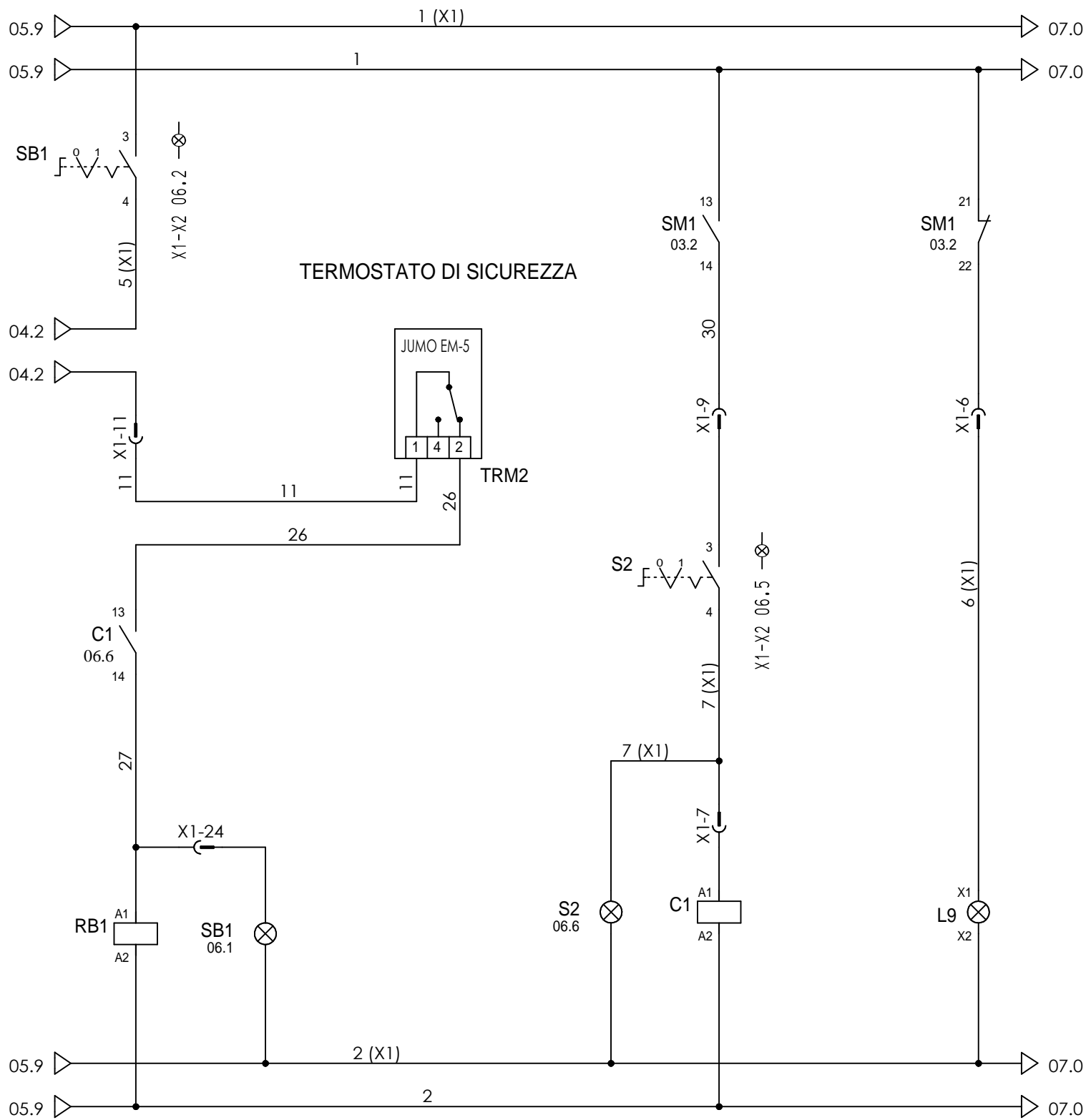


1	↗	2	05.2
3	↗	4	05.2
5	↗	6	05.5
13	↗	14	05.5

LUCI ANTERIORI CAMERA

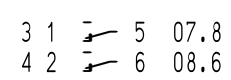
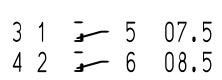
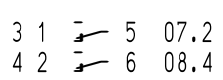
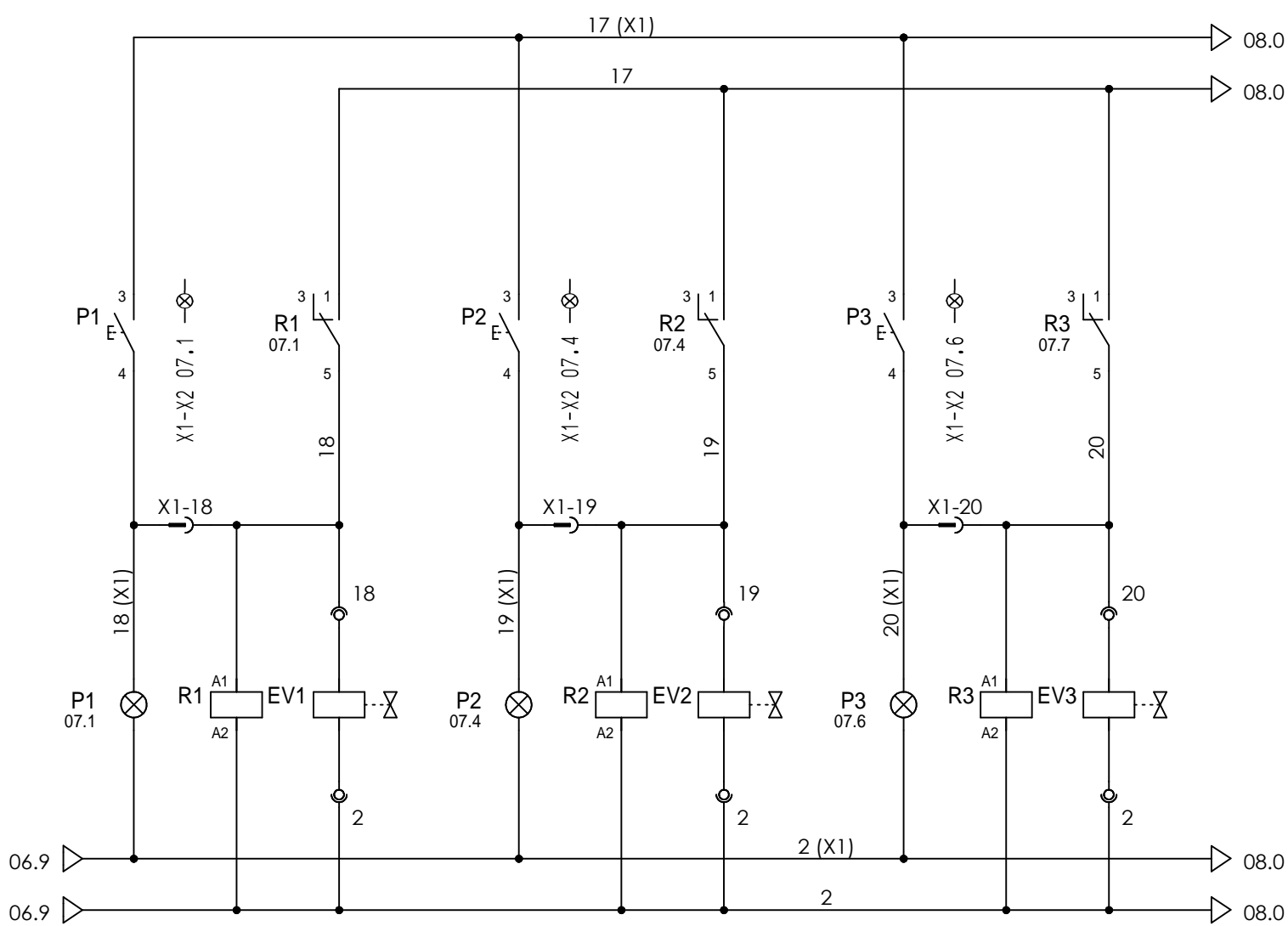
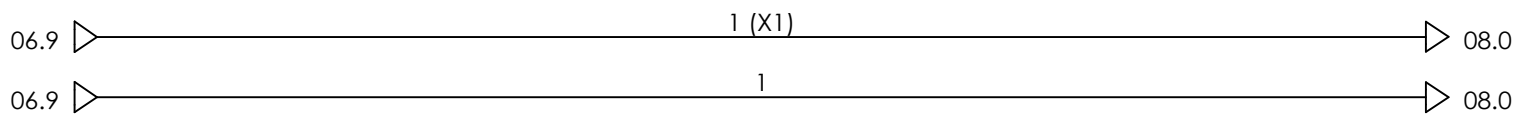
LUCI POSTERIORI CAMERA

LUCI FORNO



RELE' BRUCIATORE

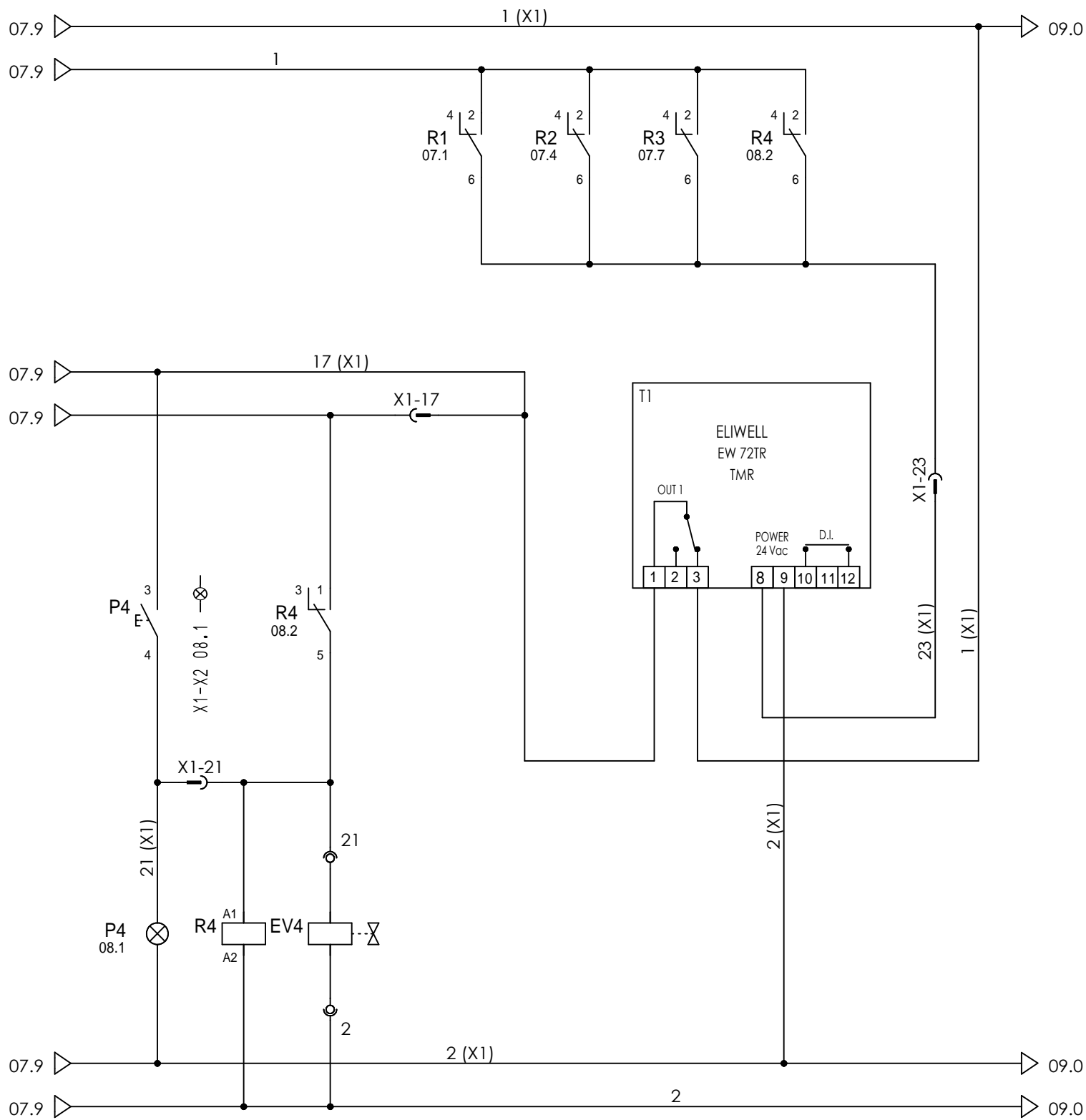
VENTILATORE



VAPORE - 1

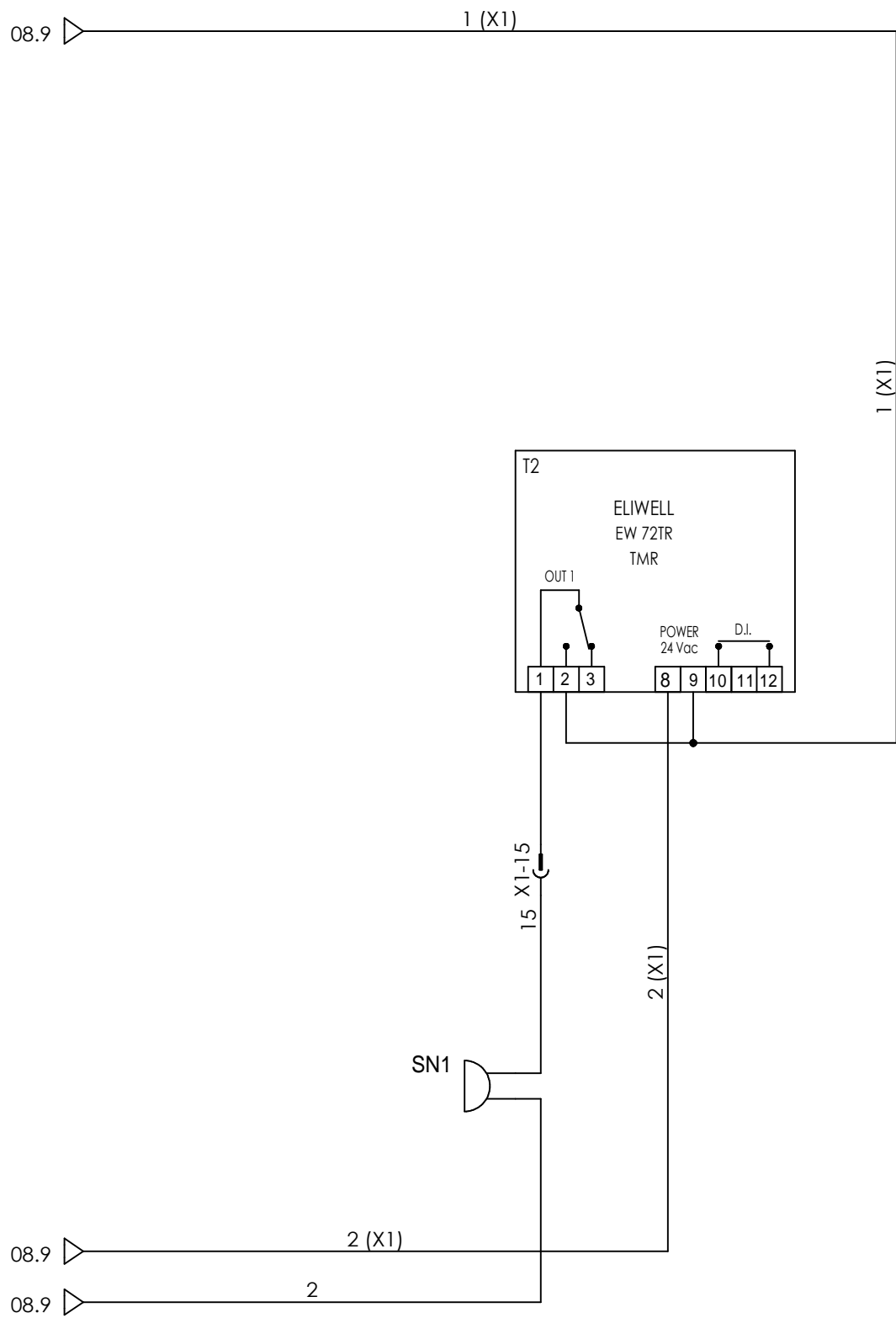
VAPORE - 2

VAPORE - 3



3 1 - 5 08.2
 4 2 - 6 08.7

VAPORE - 4



SUONERIA FINE COTTURA

CONNETTORE

X1

FILO	MORSETTO	POSIZIONE
------	----------	-----------

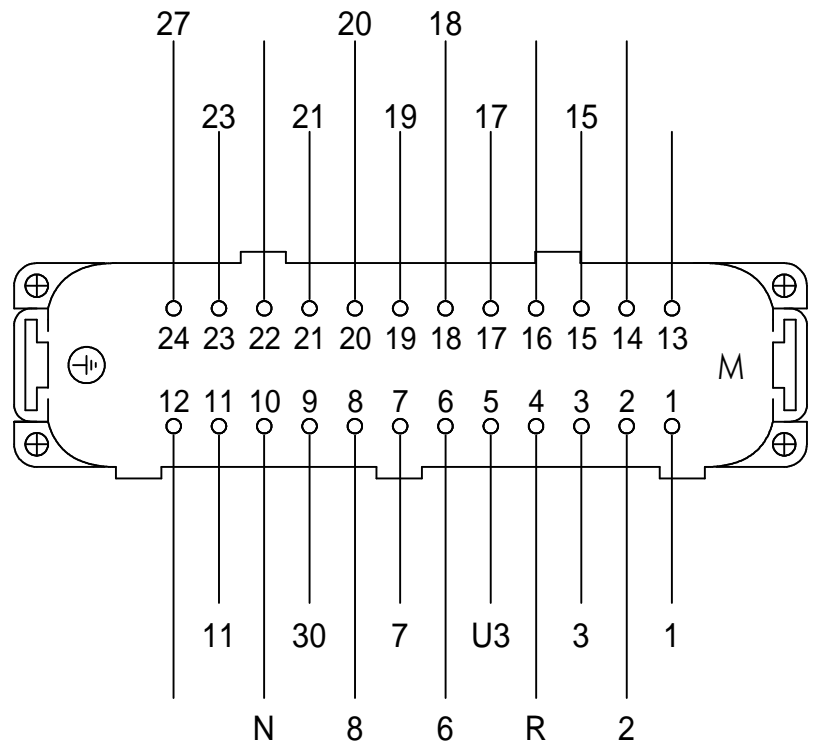
N° PIN : 24
PRODUCER : ILME

LISTA LOCALIZZAZIONI

BM	BORDO MACCHINA
CP	CASSETTA POTENZA
QC	QUADRO COMANDI

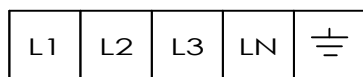
COLONNA FOGLIO

1	1	7	05
2	2	7	05
3	3	8	05
R	4	5	04
U3	5	3	04
6	6	8	06
7	7	6	06
8	8	7	03
30	9	6	06
N	10	7	03
11	11	1	06
12		RISERVA	
13		RISERVA	
14		RISERVA	
15	15	4	09
16		RISERVA	
17	17	3	08
18	18	1	07
19	19	4	07
20	20	7	07
21	21	1	08
22		RISERVA	
23	23	8	08
27	24	1	06




RIEPILOGO UTENZE

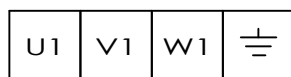
Y1



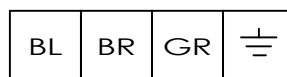
LINEA DI ALIMENTAZIONE



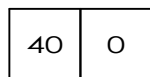
BRUCIATORE




VENTILATORE



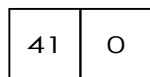
MOTORE ASPIRATORE VAPORE




LUCE CAMERA 1




LUCE CAMERA 3



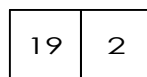
LUCE CAMERA 2



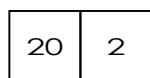
LUCE CAMERA 4



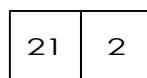
ELETTROVALVOLA - 1



ELETTROVALVOLA - 2



ELETTROVALVOLA - 3



ELETTROVALVOLA - 4

LISTA MATERIALE

CODICE	DESCRIZIONE	CODICE RICAMBIO	LOCAZIONE	FOGLIO
BR1	BRUCIATORE	---	BM	03
C1	TELERUTTORE VENTILATORE	PRR 88	CP	06
CL1	TELERUTTORE LUCI	PRR 88	CP	05
EV1	ELETTROVALVOLA - 1	PRR 22	BM	07
EV2	ELETTROVALVOLA - 2	PRR 22	BM	07
EV3	ELETTROVALVOLA - 3	PRR 22	BM	07
EV4	ELETTROVALVOLA - 4	PRR 22	BM	08
FB1	FUSIBILI BRUCIATORE	PRR 27 - PRR 49	CP	03
FG1	FUSIBILE GENERALE	PRR 27 - PRR 52/3	CP	04
IG1	INTERRUTTORE GENERALE	PRR 31	CP	02
L1	LUCE CAMERA 1	PRR 34/1	BM	05
L2	LUCE CAMERA 2	PRR 34/1	BM	05
L3	LUCE CAMERA 3	PRR 34/1	BM	05
L4	LUCE CAMERA 4	PRR 34/1	BM	05
L5	LUCE CAMERA 1	PRR 34/1	BM	05
L6	LUCE CAMERA 2	PRR 34/1	BM	05
L7	LUCE CAMERA 3	PRR 34/1	BM	05
L8	LUCE CAMERA 4	PRR 34/1	BM	05
L9	LAMPADA SPIA BLOCCO MOTORI	PRR 74	QC	06

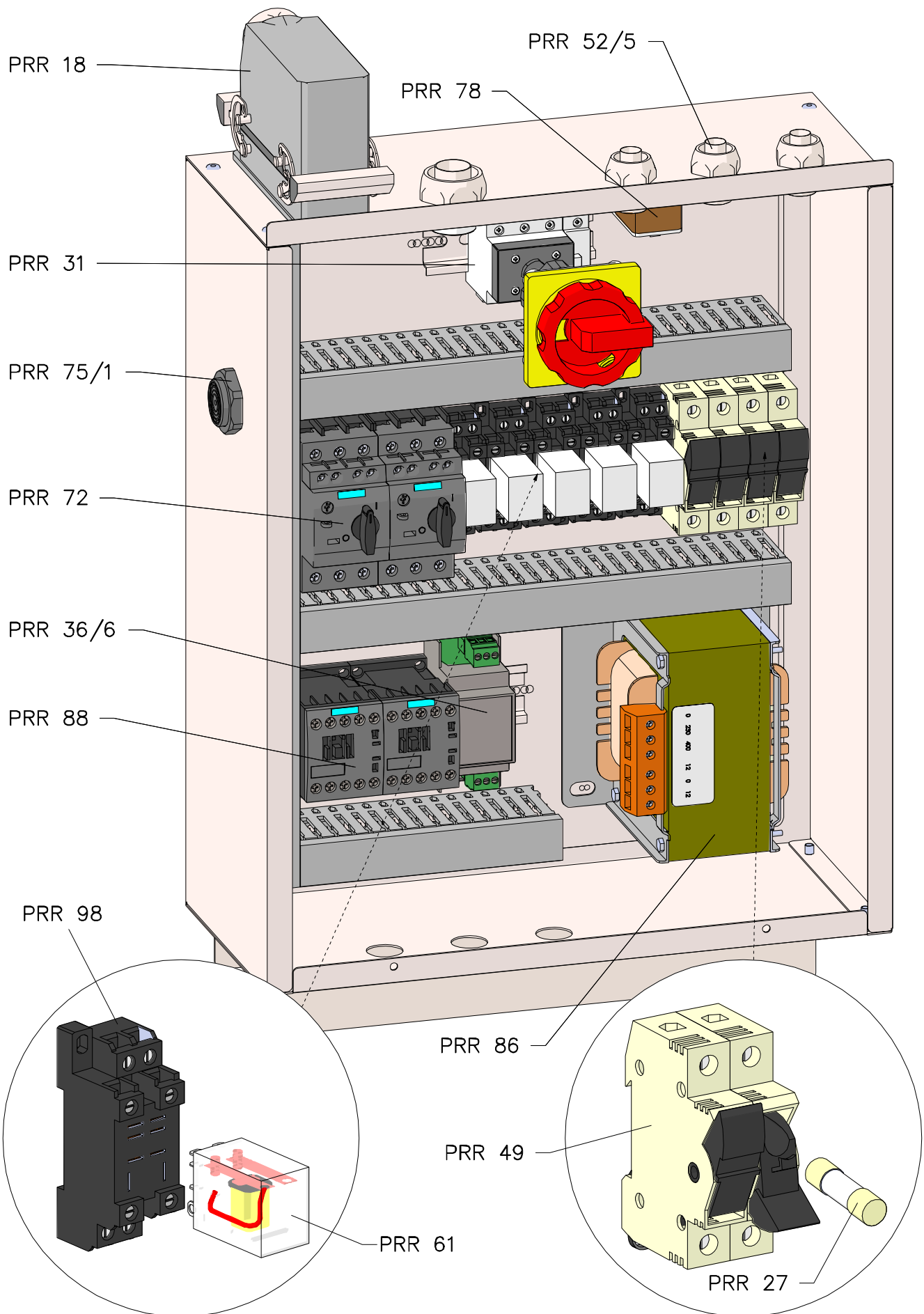
LISTA MATERIALE

CODICE	DESCRIZIONE	CODICE RICAMBIO	LOCAZIONE	FOGLIO
LB1	LAMPADA SPIA BLOCCO BRUCIATORE	PRR 74	QC	03
M1	VENTILATORE	PRC 30	BM	03
M3	MOTORE ASPIRATORE VAPORE	PRR 3/6	BM	02
P1	PULSANTE VAPORE - 1	PRR 48	QC	07
P2	PULSANTE VAPORE - 2	PRR 48	QC	07
P3	PULSANTE VAPORE - 3	PRR 48	QC	07
P4	PULSANTE VAPORE - 4	PRR 48	QC	08
R1	RELE' VAPORE - 1	PRR 61	CP	07
R2	RELE' VAPORE - 2	PRR 61	CP	07
R3	RELE' VAPORE - 3	PRR 61	CP	07
R4	RELE' VAPORE - 4	PRR 61	CP	08
RB1	RELE' BRUCIATORE	PRR 61	CP	06
S1	SELETTORE LUCI	PRR 69	QC	05
S2	SELETTORE VENTILATORE	PRR 69	QC	06
S3	SELETTORE ASPIRATORE	PRR 69	QC	04
SB1	SELETTORE BRUCIATORE	PRR 69	QC	06
SM1	INTERRUTTORE AUTOMATICO VENTILATORE	PRR 32	CP	03
SN1	SUONERIA	PRR 75/1	CP	09
T1	TEMPORIZZATORE UMIDIFICAZIONE	PRR 81	QC	08

0 1 2 3 4 5 6 7 8 9

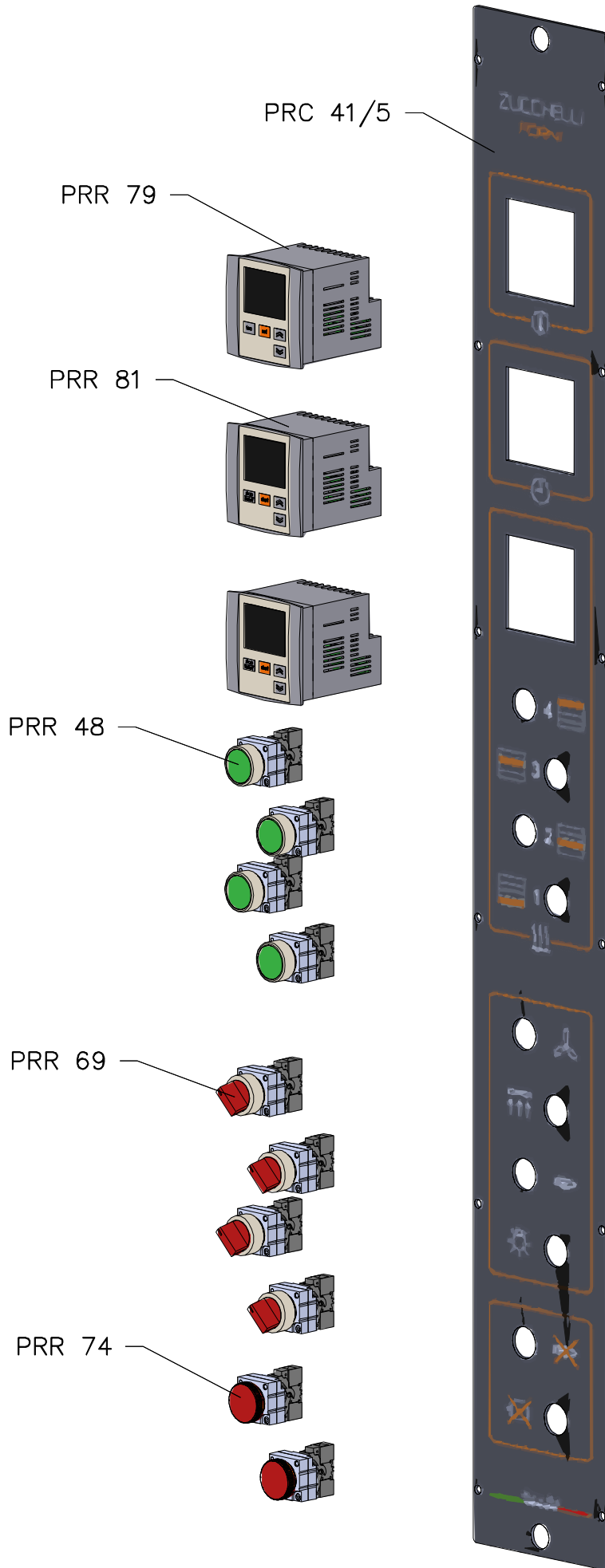
Quadro di potenza

PRR 53/8



code

PRR 18	Connettore quadro elettrico completo
PRR 27	Fusibile normale
PRR 31	Interruttore generale per forni rotativi gas/gasolio
PRR 49	Portafusibile normale (bipolare)
PRR 52/3	Portafusibile normale (unipolare)
PRR 52/5	Pressaguaina diritto
PRR 52/7	Pressaguaina curvo
PRR 61	Relè
PRR 75/1	Suoneria elettronica bitonale
PRR 78	Termostato di massima
PRR 86	Trasformatore 200VA
PRR 88	Teleruttore normale
PRR 98	Zoccolo per relè
PRR 32	Interruttore Automatico
PRR 36/6	Interfaccia Per Aspiratore Monofase



code

PRC 41/5	Pannello portastrumenti elettromeccanico
PRR 79	Termoregolatore elettronico ELIWELL
PRR 81	Temporizzatore elettronico ELIWELL
PRR 69	Selettore
PRR 74	Spia luminosa rossa
PRR 72	Sonda per termoregolatore
PRR 48	